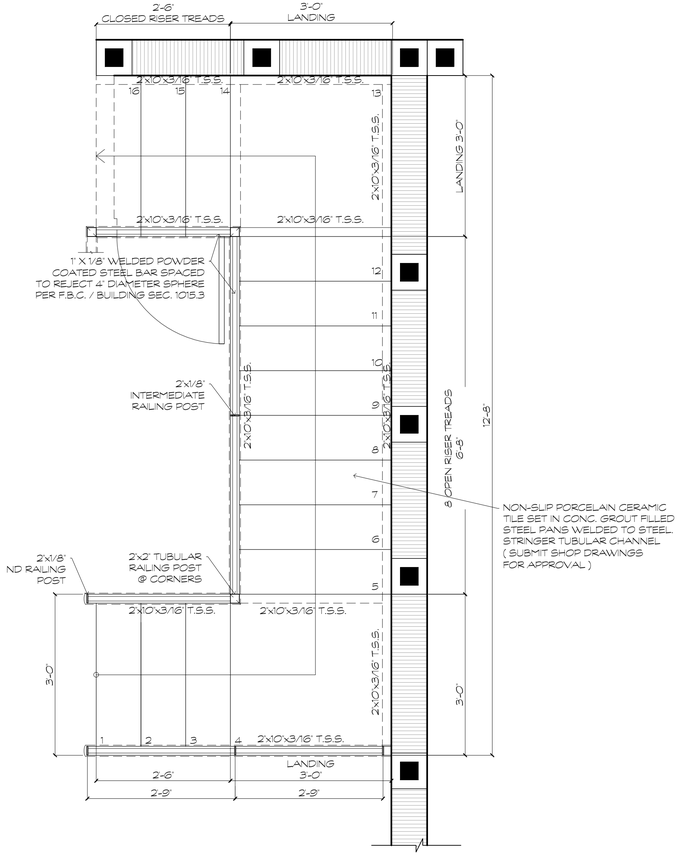

1 A-7 STAIR FLOOR PLAN
SCALE: 3/4" = 1'-0"

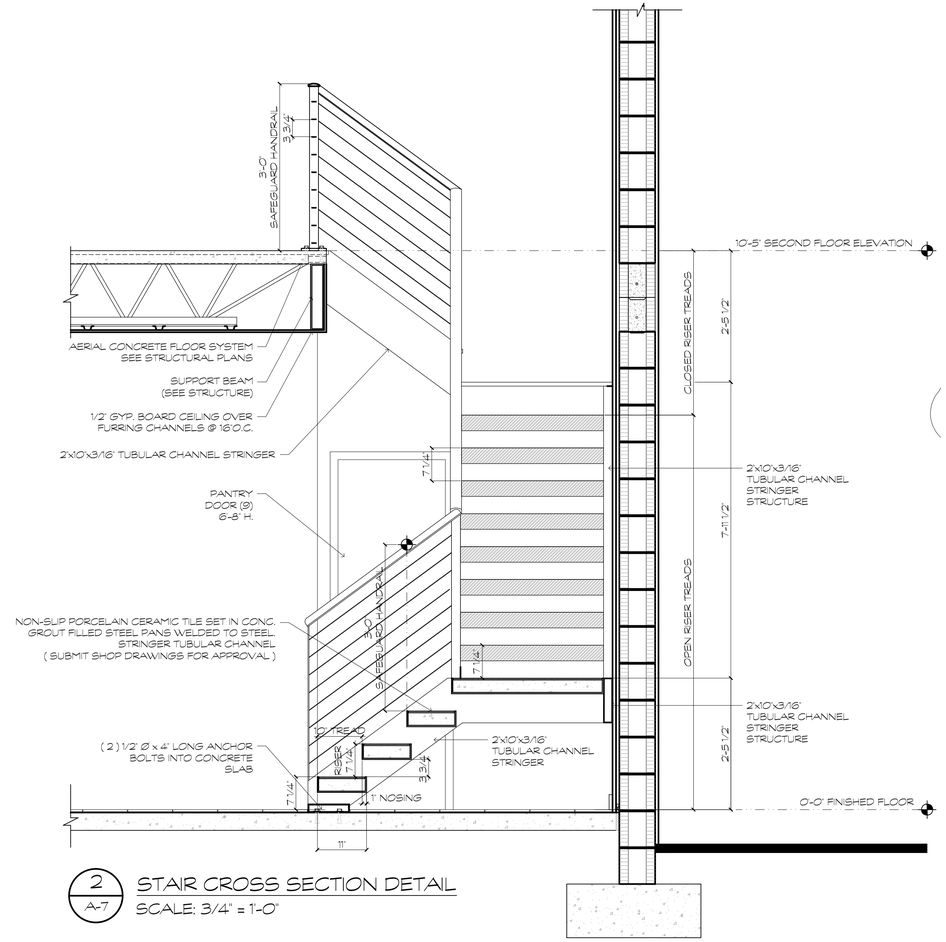

2 A-7 STAIR CROSS SECTION DETAIL
SCALE: 3/4" = 1'-0"

1
07.10.15

NOTE: SHOP DRAWINGS AND PRODUCT APPROVALS FOR STAIRS, AND STAIR AND BALCONY RAILINGS SHALL BE APPROVED BY THE ARCHITECT SUBMITTED TO THE CITY OF FORT LAUDERDALE FOR APPROVAL PRIOR TO INSTALLATION

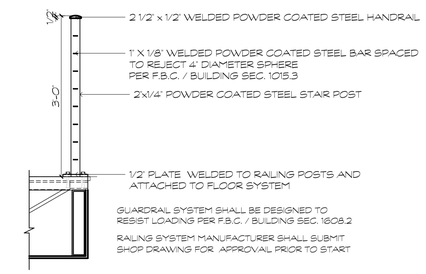

3 A-7 STAIR and BALCONY RAILING DETAIL
SCALE: 3/4" = 1'-0"

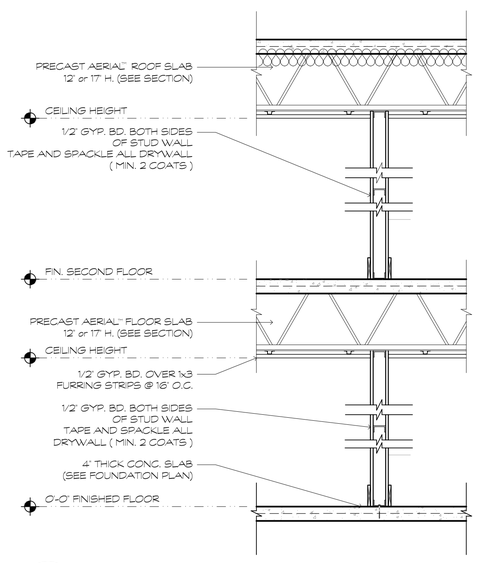

4 A-7 INTERIOR PARTITION DETAIL
SCALE: 3/4" = 1'-0"

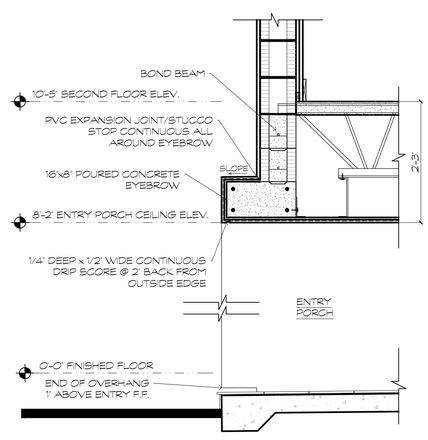

5 A-7 ENTRY OVERHANG DETAIL
N.T.S.

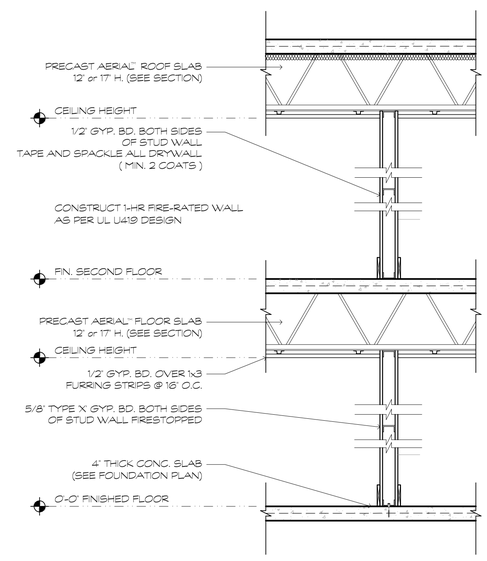

6 A-7 1-HR. FIRE-RATED PARTITION
SCALE: 3/4" = 1'-0"

NOTE: INSTALL 3M FIRESTOP OR APPROVED EQUAL @ ALL WALL PENTRATIONS AS PER MANUFACTURERS SPECIFICATIONS

NOTE: USE METAL PIPE FOR ALL PIPE PENETRATIONS OF FIRE-RATED WALL

NOTE: ALL H.V.A.C. DUCT PENETRATIONS SHALL BE MADE w/ U.L. LISTED FIRE-DAMPERS INSTALL FIRE-DAMPER ACCORDING TO MANUFACTURERS TESTED SPECIFICATIONS

© Robert Vick Architect, P.A. 2012

robert vick architect, p.a.
architecture planning and design
16 n.e. 4th street suite 240, fort lauderdale, florida 33301 954-463.6340

SHEET REVISIONS

1	7.10.15	XSV

hom Townhomes - 809 & 811
809 & 8011 NE 17th Way, Fort Lauderdale, FL

Designed By:	RV
Drawn By:	XSV
Date:	03.08.15
Job No.	1420

A-7

AA # 2916